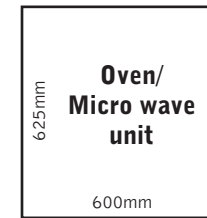
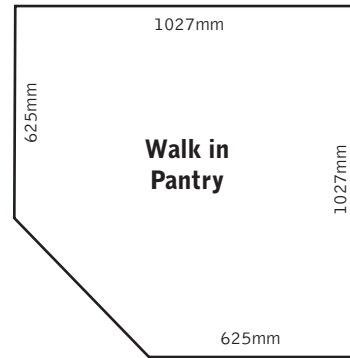
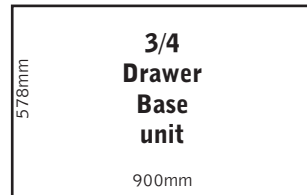
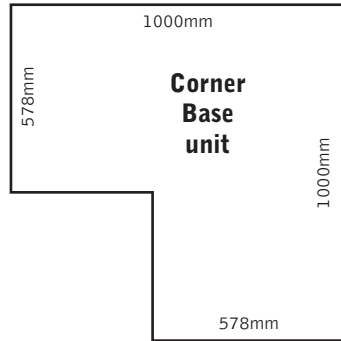
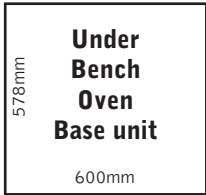
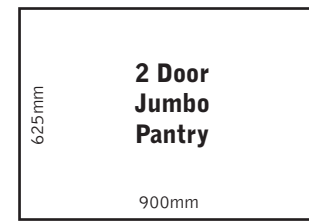

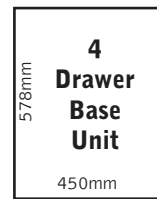
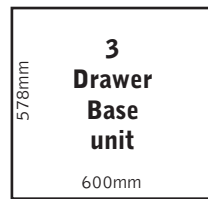
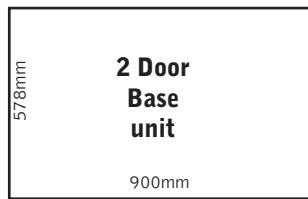
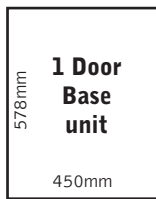
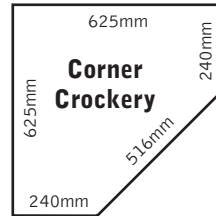


Kitchen Unit Footprints

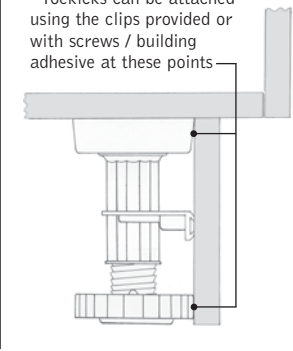


Wine Rack



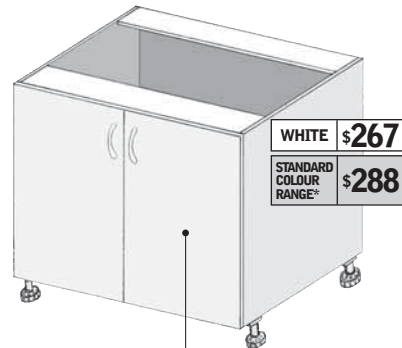
Adjustable Legs (standard)

*Toekicks can be attached using the clips provided or with screws / building adhesive at these points




1 Door

Height (mm)	870
Std Width	450
Cust Width	150-600
Depth (mm)	578



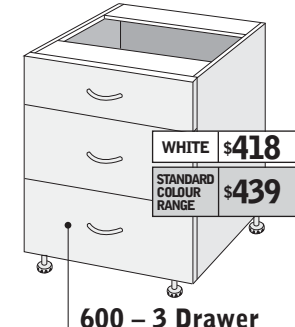
2 Door

Height (mm)	870
Width (mm)	900
Depth (mm)	578



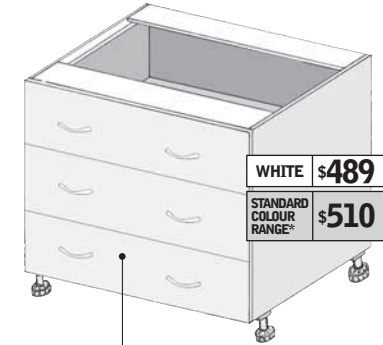
600 - 3 Drawer

Height (mm)	870
Width (mm)	600
Depth (mm)	578



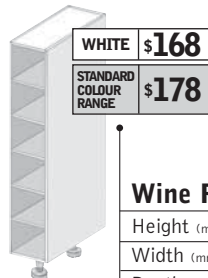
600 - 3 Drawer With 180mm Top drawer

Height (mm)	870
Width (mm)	600
Depth (mm)	578



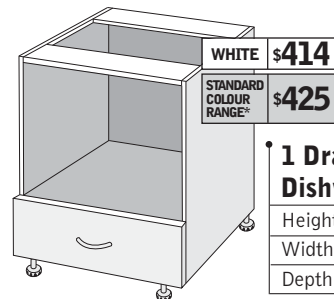
900 - 3 Drawer

Height (mm)	870
Width (mm)	900
Depth (mm)	578



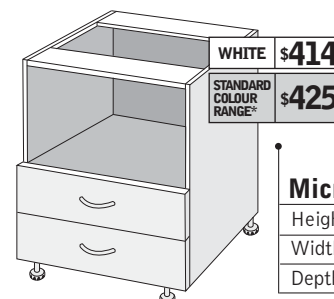
Wine Rack

Height (mm)	870
Width (mm)	133
Depth (mm)	330



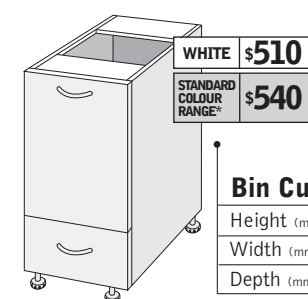
1 Drawer Dishwasher

Height (mm)	870
Width (mm)	633
Depth (mm)	578



Microwave Unit

Height (mm)	870
Width (mm)	600
Depth (mm)	578



Bin Cupboard

Height (mm)	870
Width (mm)	333
Depth (mm)	578