


Wall Cupboards



WHITE	\$148
STANDARD COLOUR RANGE	\$168

**Wine Rack**

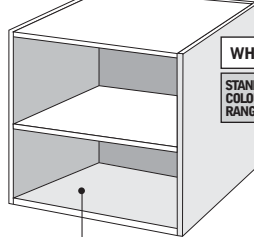
Height (mm)	600
Width (mm)	133
Depth (mm)	330



WHITE	\$142
STANDARD COLOUR RANGE	\$173

**Corner Shelf**

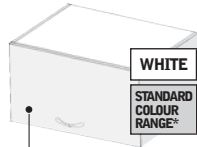
Height (mm)	600
Width (mm)	330
Depth (mm)	330



WHITE	\$142
STANDARD COLOUR RANGE	\$173

**Openshelf Unit**


Height (mm)	600
Width (mm)	400
Depth (mm)	330



WHITE	\$168
STANDARD COLOUR RANGE*	\$188

**Rangerood Cupboard**


Height (mm)	250
Width (mm)	600
Depth (mm)	330



WHITE	\$192
STANDARD COLOUR RANGE*	\$214

**Fridge Over-Cupboard**


Height (mm)	370
Width (mm)	700
Depth (mm)	330



WHITE	\$171
STANDARD COLOUR RANGE*	\$181

**1 Door**

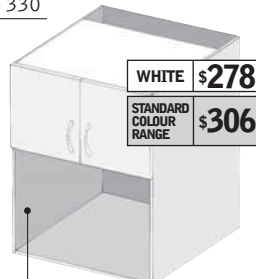
Height (mm)	600
Std Width	450
Cust Width	150-600
Depth (mm)	330



WHITE	\$214
STANDARD COLOUR RANGE*	\$235

**2 Door**

Height (mm)	600
Width (mm)	900
Depth (mm)	330



WHITE	\$278
STANDARD COLOUR RANGE	\$306

**Microwave**

Height (mm)	800
Width (mm)	600
Depth (mm)	450

**Accessories**

(16mm melteca)

	WHITE	STANDARD COLOUR RANGE
Toe kicks (2440x130)	\$25	\$33
Base end panel (870x578)	\$39	\$50
Tall unit end panel (2088x625)	\$77	\$106
Wall 1 & 2 door end panel (600x330)	\$25	\$33
Wall rangehood end panel (400x330)	\$21	\$27
Benchtop Pantry End Panel (1180x450)	\$30	\$40
Installation Screw Kit	\$20	\$20
Cutlery Tray (450)	\$21	\$21
Cutlery Tray (600)	\$31	\$31
Cutlery Tray (900)	\$64	\$64

We can custom cut and clash 16mm white or standard colour range to your requirements. Just give us your measurements and specify edges to be clashed.

Sink Inserts & Benchtops

**Laminate Benchtops**

38mm Thick, 12 Fashion Colours Available

1.800(L) x 600(w) Rolled on the long edge	\$230
3.600(L) x 600(w) Complete with clashing strip, rolled on the long edge	\$404
1.800(L) x 900(w) Breakfast bar, rolled 2 long edges	\$368
3.600(L) x 900(w) Breakfast bar, rolled 2 long edges	\$715

**Extra Services Available**

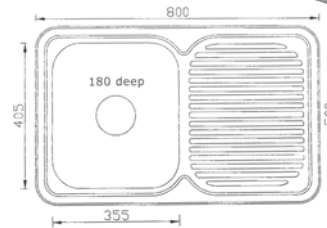
600(w) Benchtop, cut and clashed to your requirements	\$159
900(w) Benchtop, cut and clashed to your requirements	\$213
90° Mitre Join glued	\$148
90° Mitre Join dry - Glue/bolts included	\$107
Fitting of the Sink Insert	\$107
Cut and Clash	\$53

**Renato Sink Insert**

Bowl Depth (mm) 180  
Satin Finish  
Overflow Included



\$270



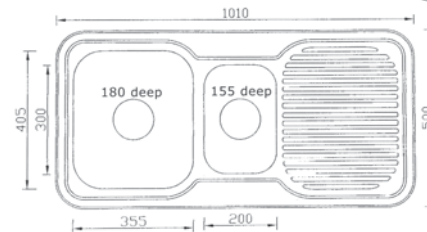
Note: Tapware and accessories shown in picture are not included.

**Kassidy Sink Insert**

Small Bowl Depth (mm) 155  
Large Bowl Depth (mm) 180  
Satin Finish  
Overflow Included



\$305



Note: Tapware and accessories shown in picture are not included.

**Specification Information**

All sink inserts are manufactured from 18/10 or 18/08 stainless steel. All inserts are supplied with the installation requirements. i.e. Appropriate plug and waste kit, installation clips, cushion gaskets and thread adapter per waste kit supplied. If a wastemaster is not fitted to a 90mm hole then a basket waste is available as an extra.